

One Great Work

The Family History Activity Report is available for all members who have a Temple & Family History calling. To access the report, on the Internet, go to <https://www.lds.org/>

Click **My Account and Ward** in the upper right corner.

Click **Sign In**, and Sign in with your LDS Account.

Click **My Account and Ward** again to see the drop-down menu.

Under **TOOLS AND SUPPORT** click **Leader and Clerk Resources**.

Leader and Clerk Resources

My Account and Ward
Shanna Jones

Help

Stake Temple and Family History Consultant--Lead (1982141) | St George Utah Boulder Ridge Stake (1982141)

Communications

Handbook 2

Schedule

8/26/2017

8:00a Convert Baptism

8/27/2017

8:30a Stone Cliff Ward Meetings...

6:00p Stake Missionary Prep Class

7:00p BYU Alumni Association Fires...

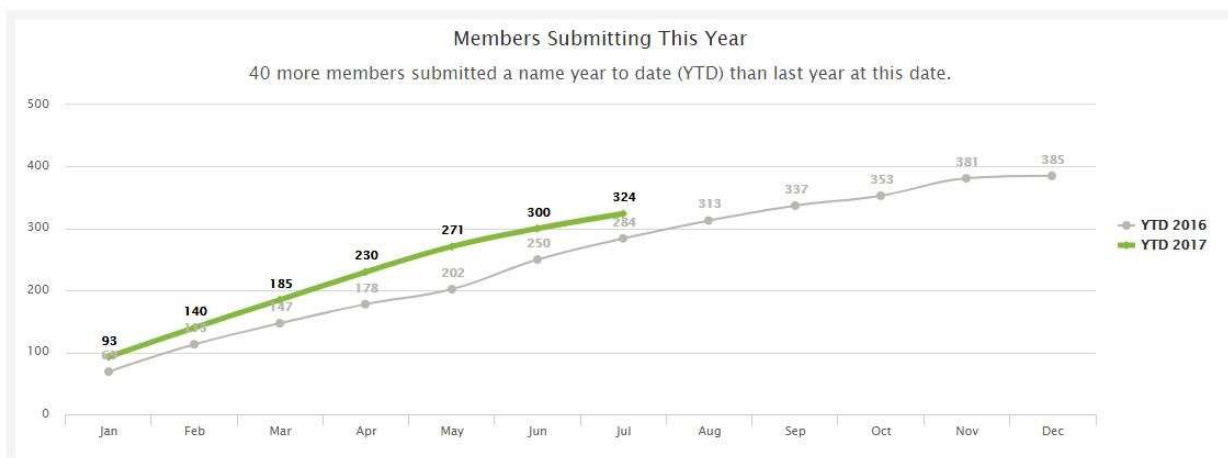
7:00p Missionary Fireside

Welcome to Leader and Clerk Resources
Select an item from the menu above to get started.

Family History Activity Report
Select Family History Activity Report from the Reports menu.

You should see your calling in a yellow box. If you have more than one calling, select from the drop-down menu.

Click **Family History Activity Report**.

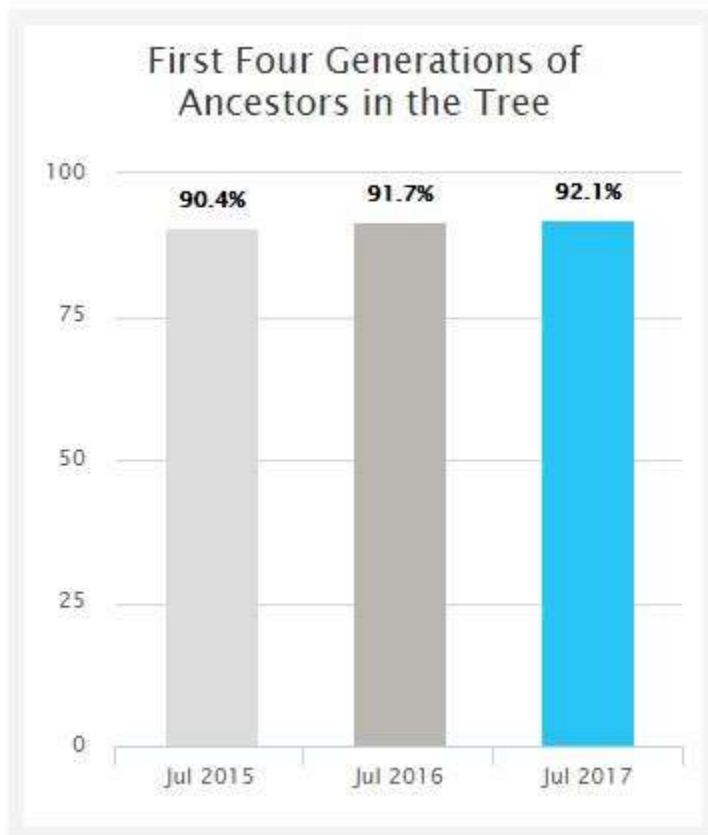


The Family History Activity Report will show your unit's family history activity. It is updated monthly, but it takes a few days to update after month end.

The report shows a summary of members of your unit, ages 12 and older, and their engagement in family history activities compared to prior years. Leaders and consultants can help members engage in these activities.

The top report shows a graph of members who have submitted at least one name to the temple this year. This is counted when they either print a Family Ordinance Request or a Family Ordinance card, or share a name with the Temple system. Each person is counted once per year. A person submitting one name is counted the same as a person submitting thousands of names.

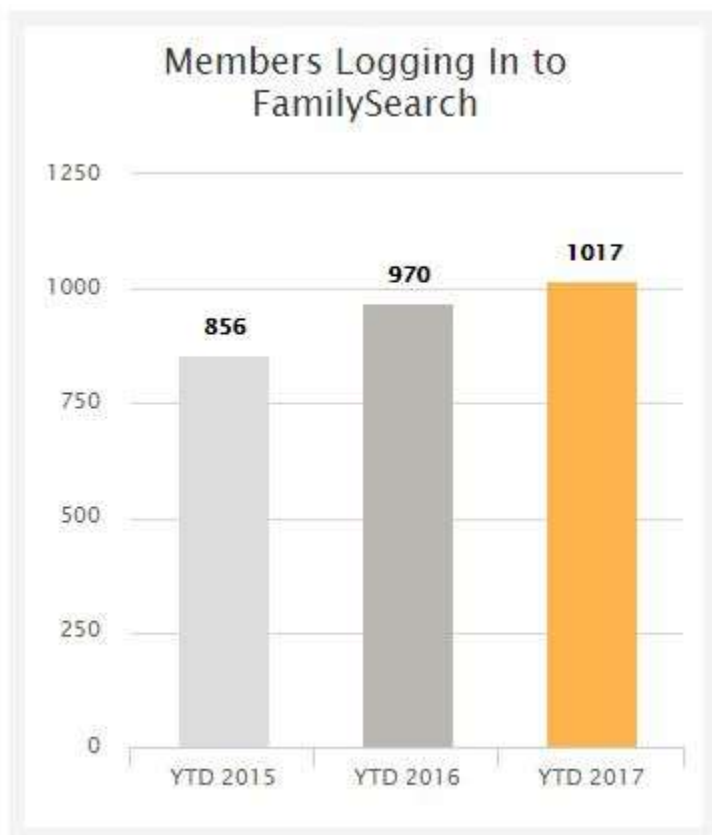
The gray line represents the year 2016 and the green line represents year-to-date 2017.



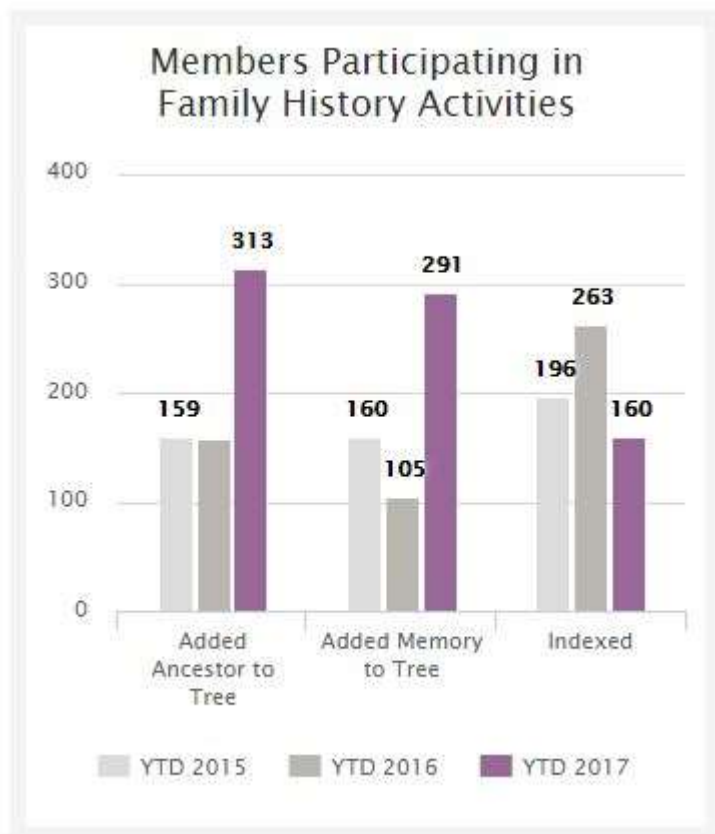
The number of unit members with their first four generations of ancestors added to the FamilySearch Family Tree is portrayed in the next graph.

It shows three years and the percentages. In this case we see that 92.1 percent of the stake has all four generations recorded in <https://www.familysearch.org/tree/>

Temple & Family History Consultants may then focus on the other 7.9% to help them add their first four generations.



The next graph shows the number of the unit's members who have logged into FamilySearch during the calendar year. Three years are shown here. A steady increase should be the goal.



This graph shows the unit's members participating in Family History Activities. The first columns represent those who have added at least one Ancestor to the Tree.

The center columns constitute those in the unit who have added a Memory to the Tree.

The final columns depict those in the unit who have participated in Indexing. This is a combination of both Desktop and Web Indexing.

YTD Submitters Unit Detail

Totals Percentages

	TOTAL	ADULTS	YOUTH	CONVERTS	YSAS
St George Utah Boulder Ridge Stake	324 / 3,095	279 / 2,537	45 / 558	2 / 6	18 / 274
Crimson Cliffs Ward	27 / 318	21 / 240	6 / 78	0 / 0	2 / 33
Foothills Ward	38 / 462	35 / 398	3 / 64	0 / 1	0 / 31
Quail Valley Ward	37 / 426	32 / 365	5 / 61	0 / 0	2 / 39
Sage Hollow Ward	57 / 375	43 / 280	14 / 95	0 / 0	3 / 52
Serenity Hills Ward	8 / 248	6 / 191	2 / 57	0 / 0	1 / 15
Stone Cliff Ward	55 / 378	50 / 329	5 / 49	1 / 3	3 / 33
Stonehedge Ward	38 / 325	32 / 252	6 / 73	0 / 0	3 / 33
Treasure Valley Ward	64 / 563	60 / 482	4 / 81	1 / 2	4 / 38

At the bottom of the Family History Activity Report, there is a Unit Detail Report. Stake reports will show all wards listed with their individual activity reported.

The first column is the Total Activity / Members

The second column is broken down to Adults only

The third column represents the Youth ages 12-18

The fourth column is recent converts

The fifth is Young Single Adults

YTD Submitters Unit Detail

Totals Percentages 

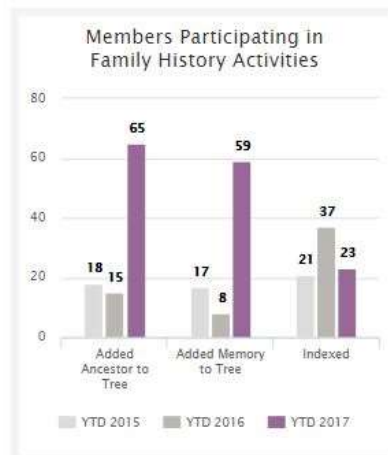
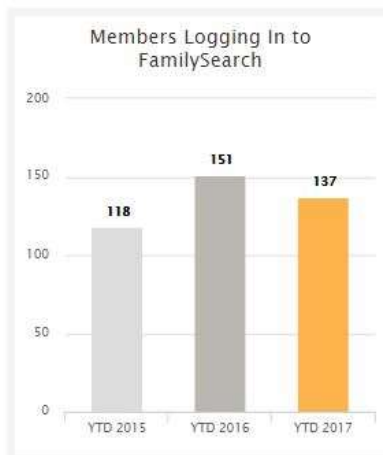
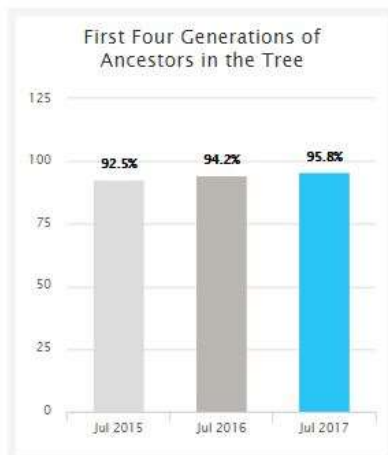
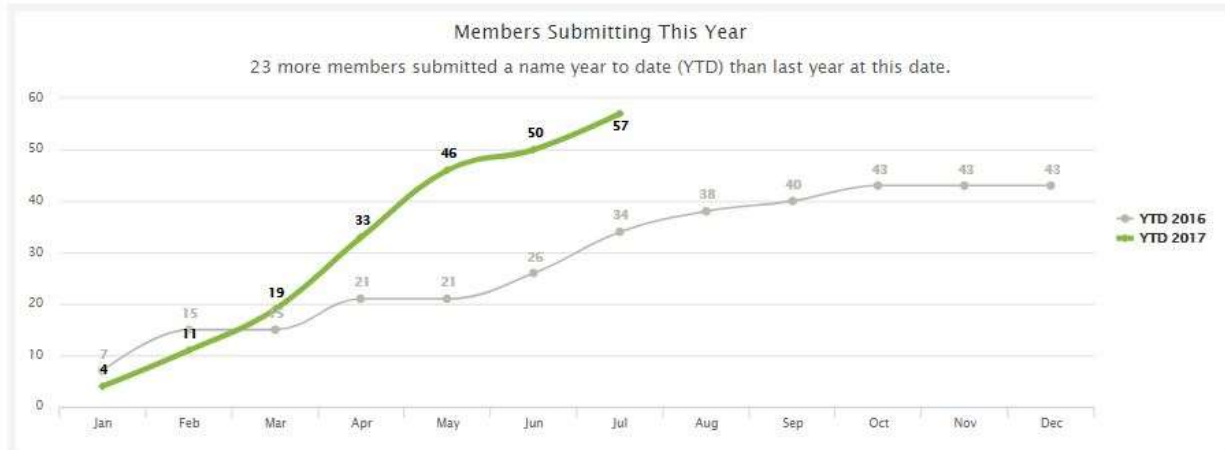
	TOTAL	ADULTS	YOUTH	CONVERTS	YSAS
St George Utah Boulder Ridge Stake	10.5%	11.0%	8.1%	33.3%	6.6%
Crimson Cliffs Ward	8.5%	8.8%	7.7%	0.0%	6.1%
Foothills Ward	8.2%	8.8%	4.7%	0.0%	0.0%
Quail Valley Ward	8.7%	8.8%	8.2%	0.0%	5.1%
Sage Hollow Ward	15.2%	15.4%	14.7%	0.0%	5.8%
Serenity Hills Ward	3.2%	3.1%	3.5%	0.0%	6.7%
Stone Cliff Ward	14.6%	15.2%	10.2%	33.3%	9.1%
Stonehedge Ward	11.7%	12.7%	8.2%	0.0%	9.1%
Treasure Valley Ward	11.4%	12.4%	4.9%	50.0%	10.5%

Notice near the YTD Submitters Unit Detail, you may change the Totals to Percentages. This gives a better understanding as to the unit's participation as it is based on the unit size. This is broken down the same way as the other report.

Family History Activity Report

[Print](#)

This report shows a summary of members of your ward, ages 12 and older, and their engagement in family history activities compared to prior years. Leaders and consultants can help members engage in these activities and other family history activities at FamilySearch.org.
 This information is updated monthly and was last updated on 31 Jul 2017.



YTD Submitters Unit Detail

[Totals](#) [Percentages](#)

	TOTAL	ADULTS	YOUTH	CONVERTS	YSAS
Sage Hollow Ward	57 / 375	43 / 280	14 / 95	0 / 0	3 / 52

If you have both a Stake and Ward Calling, you can click the Yellow drop-down menu as described above and create a report for just your ward.